




URBAN COUNCIL KINNIYA

BALANCE SHEET AS AT 31 DECEMBER, 2021

code		Note	2021 RS.Cts	2020 RS.Cts
110	Fixed Assets <i>Rs. 0.00</i>	1	152,853,207.70	144,988,398.48
	CURRENT ASSETS <i>Rs. 277.11</i>			
120	*Stores in hand	2	660,052.21	490,135.44
149	Staff Loans	3	3,524,673.15	4,648,243.61
160	Revenue Debtors	4	69,936,321.68	43,584,194.94
170	Pre-Payments:	5	40,000.00	7,500.00
190	Cash	6	1,533,048.14	3,479,779.83
	Debtors		5,135,179.93	4,184,036.72
			80,829,275.11	56,393,890.54
	Less: CURRENT LIABILITIES			
230	Creditors	7	10,559,957.84	11,603,146.63
250	Refundable Deposits	8	17,614,022.85	17,695,006.38
			28,173,980.69	29,298,153.01
	WORKING CAPITAL		52,655,294.42	27,095,737.53
	NET ASSETS	Noted	205,508,502.12	172,084,136.01
	FINANCED BY			
210	Accumulated fund & Reserves	9	205,508,502.12	172,084,136.01
			205,508,502.12	172,084,136.01


 CHAIRMAN
 Hon. M. MUSTHAFA NIWAS JPUM
 Chairman
 Urban Council
 Kinniya


 FINANCIAL ASST
 Mrs. Sujana Farwin M.R
 Financial Assistant
 Urban Council
 Kinniya


 SECRETARY
 T. JEYAVISHDNU
 Secretary
 Kinniya Urban Co